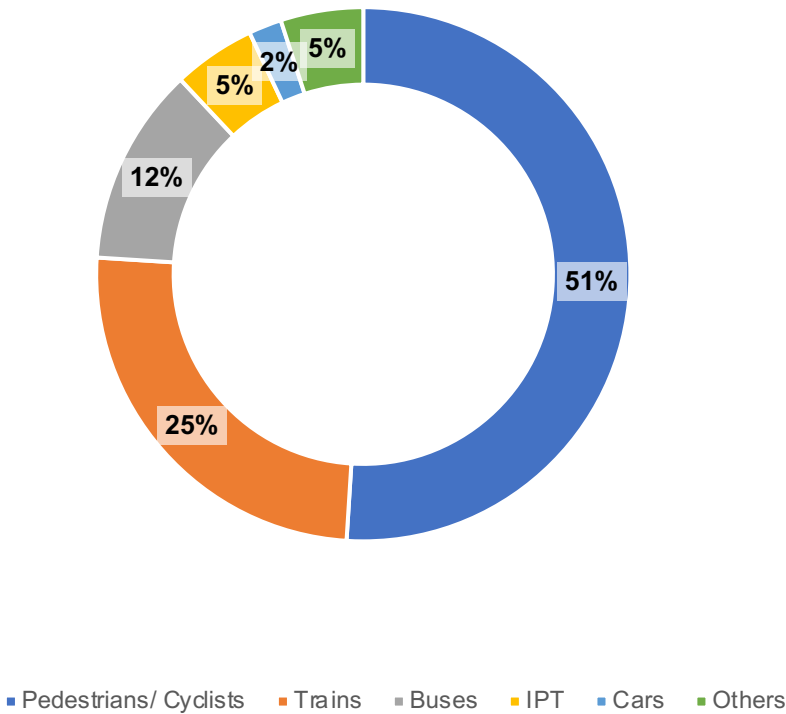




Streets for All!

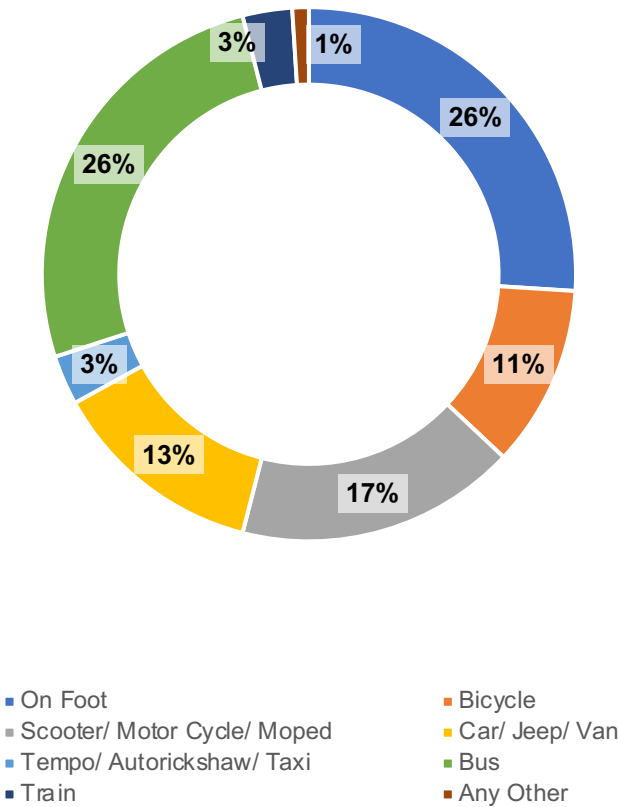
*Roundtable Co-hosted by
WRI India & ITDP India*

Mode Share in metro cities



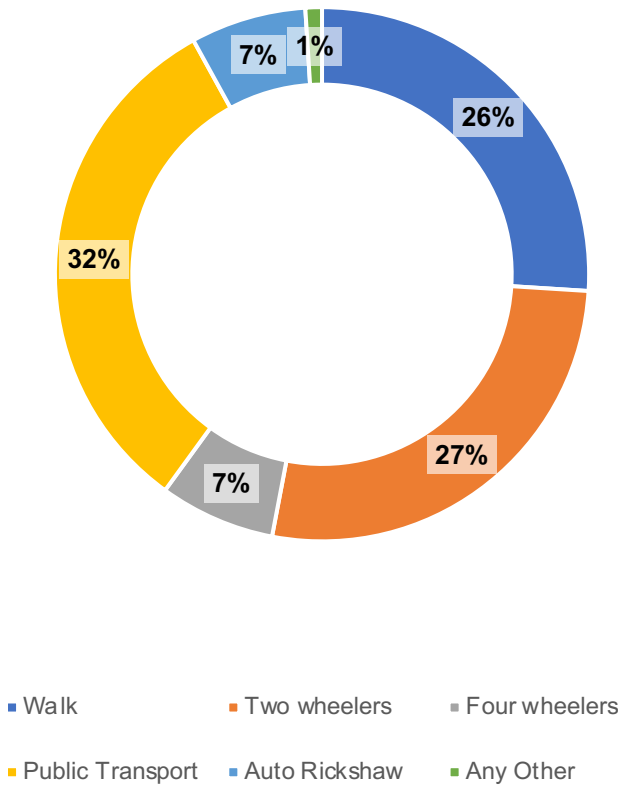
Mode Share in Mumbai

Source: CMP Mumbai, MCGM 2014



Mode Share in Delhi

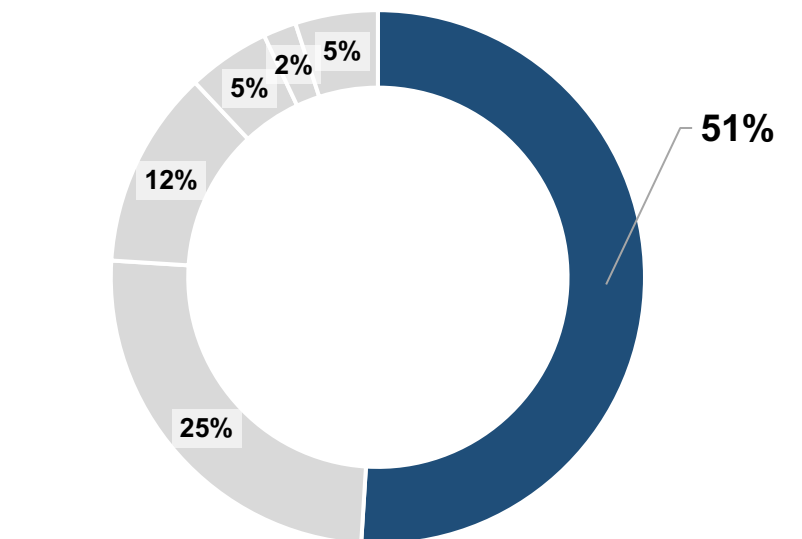
Source: Census of India, 2011



Mode Share in Bangalore

Source: Draft CMP Bangalore – 2019

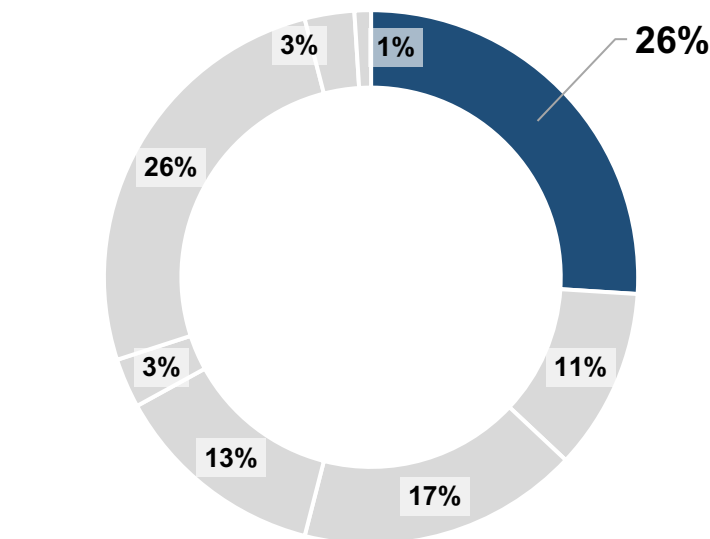
Mode Share in metro cities



■ Pedestrians/ Cyclists ■ Trains ■ Buses ■ IPT ■ Cars ■ Others

Mode Share in Mumbai

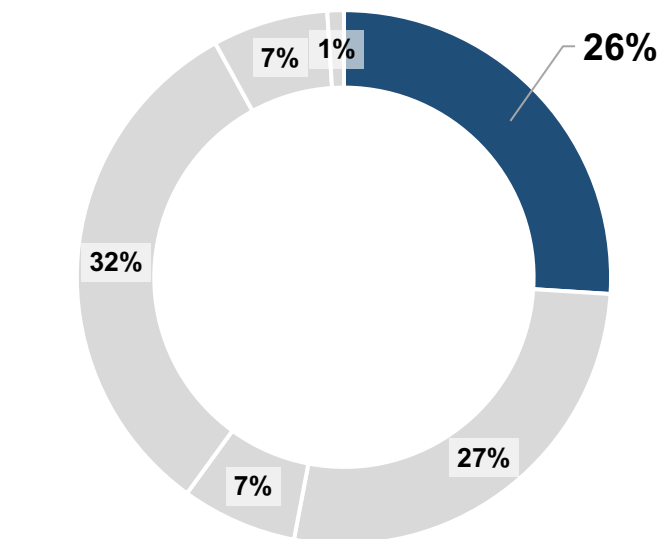
Source: CMP Mumbai, MCGM 2014



■ On Foot ■ Bicycle ■ Scooter/ Motor Cycle/ Moped
■ Car/ Jeep/ Van ■ Tempo/ Autorickshaw/ Taxi ■ Bus
■ Train ■ Any Other

Mode Share in Delhi

Source: Census of India, 2011

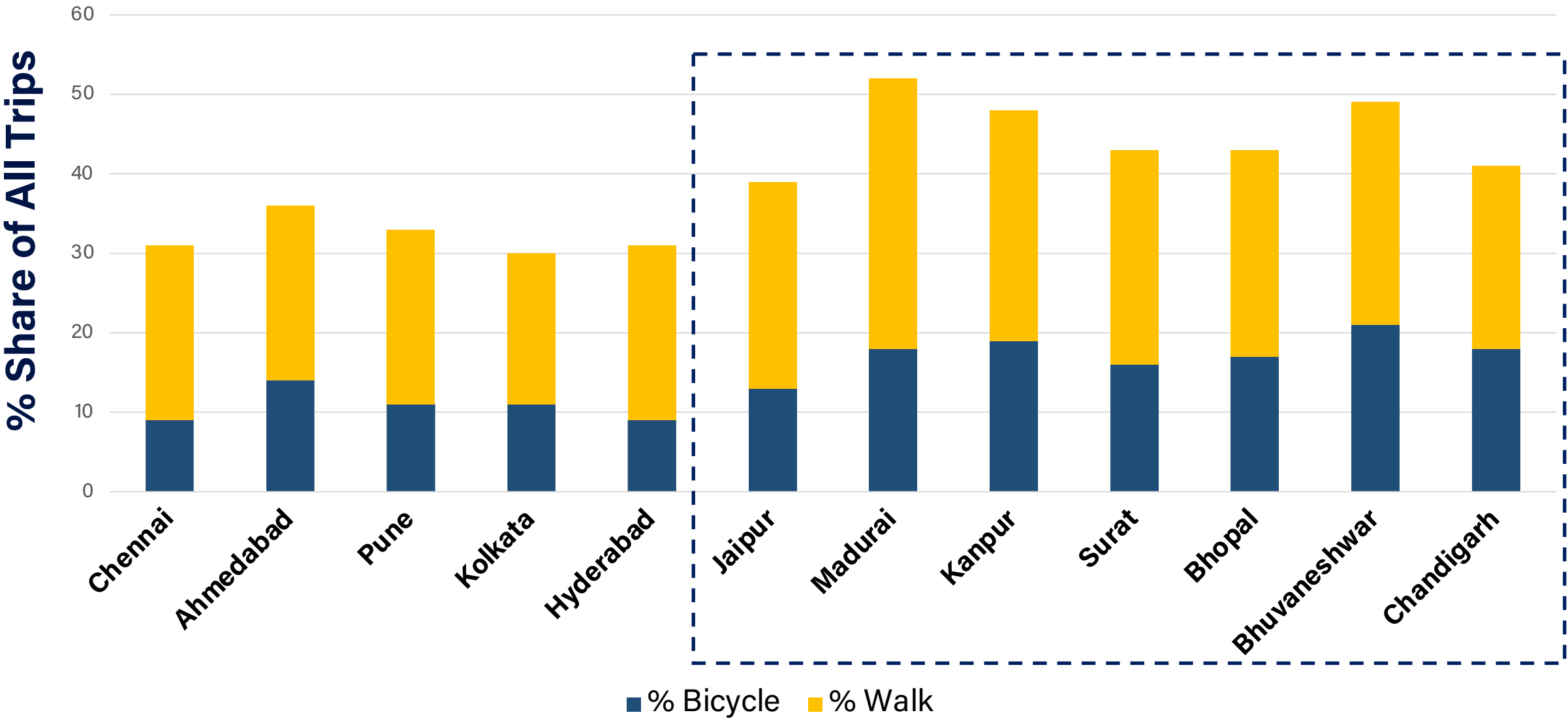


■ Walk ■ Two wheelers ■ Four wheelers
■ Public Transport ■ Auto Rickshaw ■ Any Other

Mode Share in Bangalore

Source: Draft CMP Bangalore – 2019

Mode Share in other cities



Source: Study on traffic and transportation policies and strategies in urban areas in India (2008) – Ministry of Urban Development

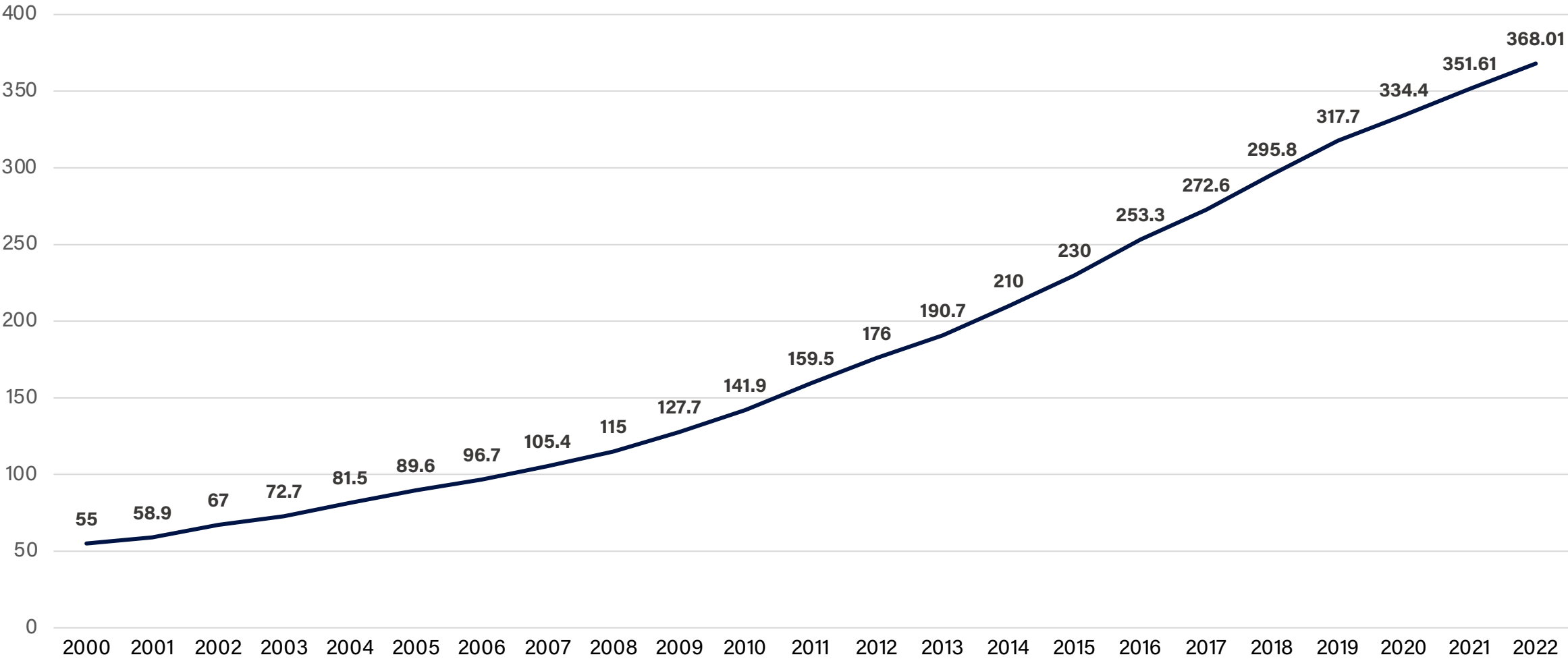


**48% Indians
commute by
either walking or
cycling.**

Data Source: Census 2011

Growth in vehicular population

No. of Total Registered
Vehicles (in millions)



Source: vahan.parivahan.gov.in



High-capacity infrastructure like
freeways, expressways, flyovers etc.



BOMBARDIER

गन्तव्य स्थान\Destination	समय\Time
Dwarka Sect.21	:01
द्वारका सेक्टर 21	:01

निकास
Exit

Mass transit solutions i.e. the metro rail....



St. John's Junction, Bangalore



Mumbai







Begumpet, Hyderabad

Photo By: deccanchronicle



Ahmedabad



St. John's Junction, Bangalore







Indore

The Result ?



A poor quality of urban life...

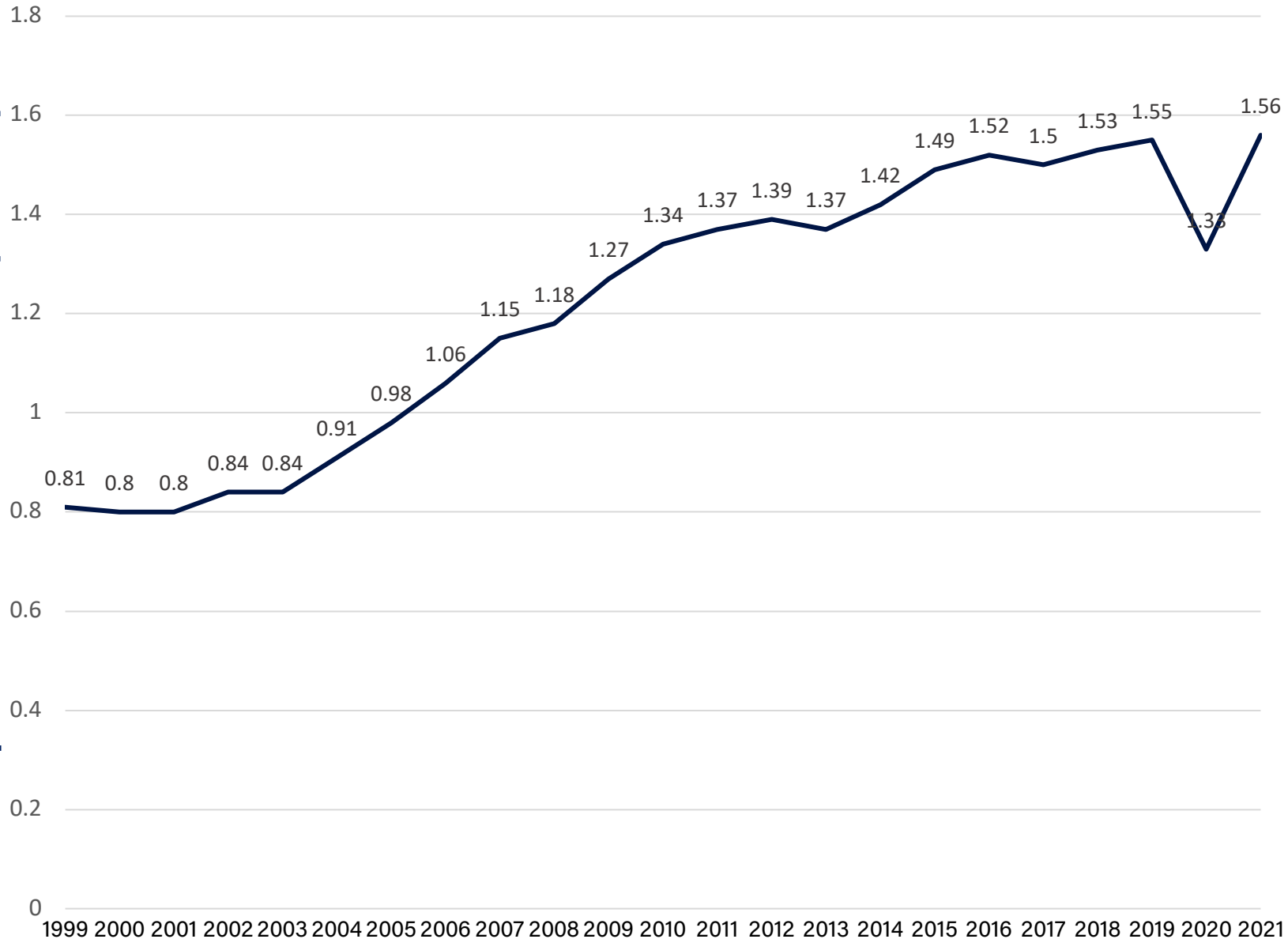
In the last decade,
1.3 million people
have been killed
and over
5 million people
have been injured
due to road crashes in India.

Data Source:

World Bank Study (How do the poor cope with road crashes in India?)



People killed in Road Crashes (in lakhs)



「Road crashes are estimated to cost the Indian economy between 3 to 5 percent of the GDP a year.」

*Data Source:
World Bank Study (How do the poor cope with road crashes in India?)*

Source: National Crime Bureau Record

India's Urbanization: NCE India Report

Key Findings

- Study indicates that dense urban form is good: high economic growth in cities with compact urban forms.

**Cities where quality of life deteriorated,
economic growth slowed down.**

- Public services inadequately meets demand (need to supplement with private and self-provisioning).
- For some services, public provisioning has lowest full cost (eg. water and sanitation).

**UNLOCKING THE INCLUSIVE GROWTH
STORY OF THE 21ST CENTURY:
ACCELERATING CLIMATE ACTION
IN URGENT TIMES**

THE **NEW CLIMATE ECONOMY**

The Global Commission on the Economy and Climate

Trees
Street
Furniture

Bus
Stop

Street
lights

Vendors
Cyclist

Pedestrian
Movement
Footpath


Thoroughfare
motor vehicle
Carriageway

Children
Elderly

Signage

Property
access

Signals
Parking



STREETS: Not just an engineering problem.....

Trees
Street
Furniture

Bus
Stop

Street
lights

Vendors
Cyclist

Pedestrian
Movement
Footpath

Thoroughfare
motor vehicle
traffic
Carriageway

Children
Elderly

Signage
s

Property
y access

Signals
Parking



Many users and Many uses

**Hence, streets must not be designed as just
conduits of traffic,
rather as quintessential public spaces.**



Where walking, cycling and public transport is given fair space of road space and where...

walking is
enjoyable..



cycling is
convenient..



safe for women,
children & elderly...



accessible to
all ...



people can spend
quality time...



walking is
enjoyable..



cycling is
convenient..



safe for women,
children & elderly...



accessible to
all ...



people can spend
quality time...



POSSIBLE ?