

RESTRUCTURING THE BUS SERVICE

to support the development of the network



SYTRAL

10th Urban Mobility India
Conference & Expo 2017

CODATU 2017

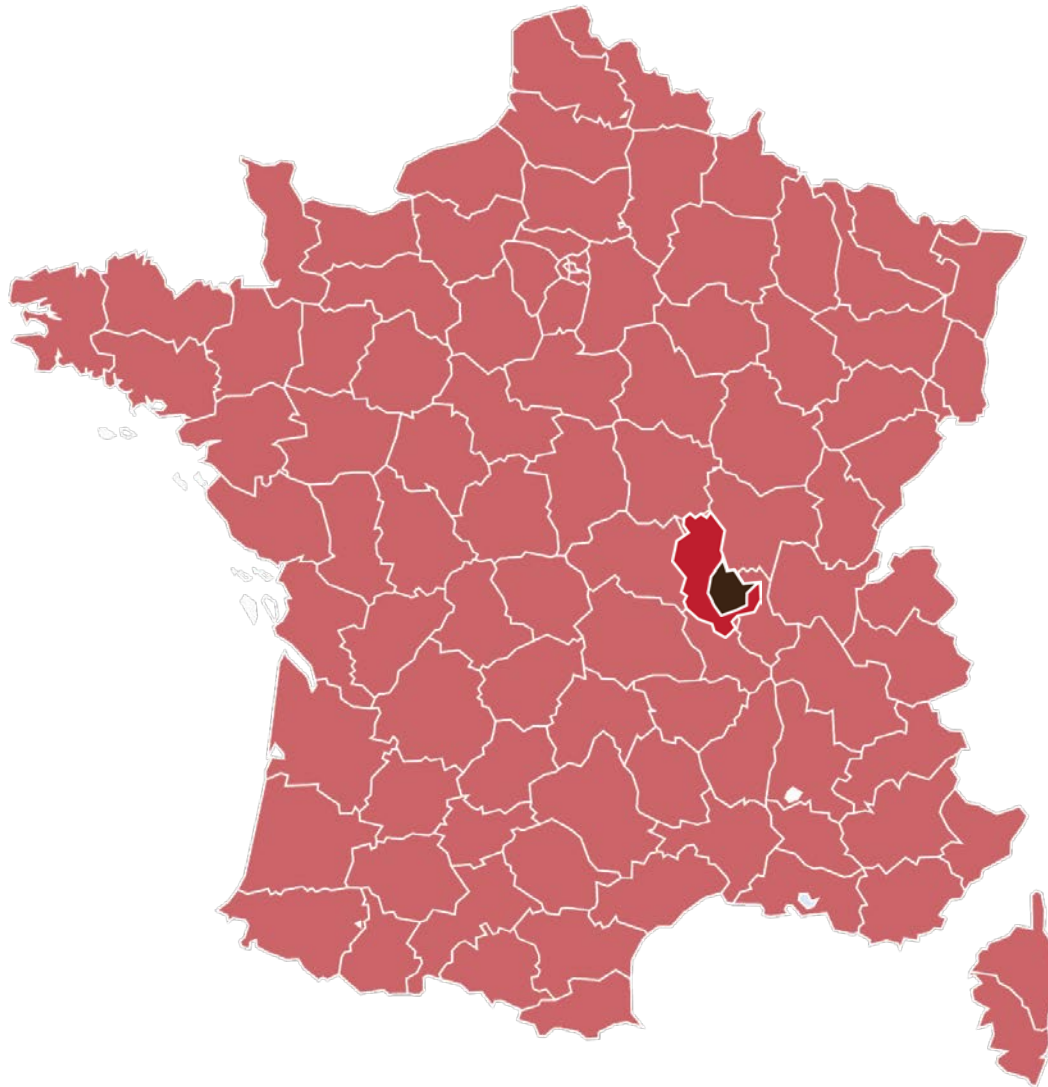
SYTRAL

The transport authority of Rhone County and
the Lyon area.

SYTRAL



SYTRAL, exclusive transport authority for Rhone County and the Lyon area



- The Rhone County
 - Area : 2 715 km²
 - Density : 163 inhab/km²
 - Population : 447 000 hab
- The Metropole de Lyon
 - Area : 533 km²
 - Density : 2538 inhab/km²
 - Population : 1 300 000 inhab



SYTRAL



SYTRAL

The TCL urban transport system

The biggest multimodal system (*excluding Paris*) in terms of its offer and use.



2 PSD contrats - 6-year fixed term

439 million trips/year

58 million km served per year

4500 employees

helping to run the system

7500 parking spaces

in **22 park-and-ride sites**

3/4 trips are operated by electric mode

25% of urbains travels represent only 3% of atmospheric

5 tram lines

100 tramway trainsets, 88 stations (64km)

4 metro lines

178 cars, 44 stations (35 km)

134 bus lines

1000 vehicles

8 trolleybus lines

131 vehicles

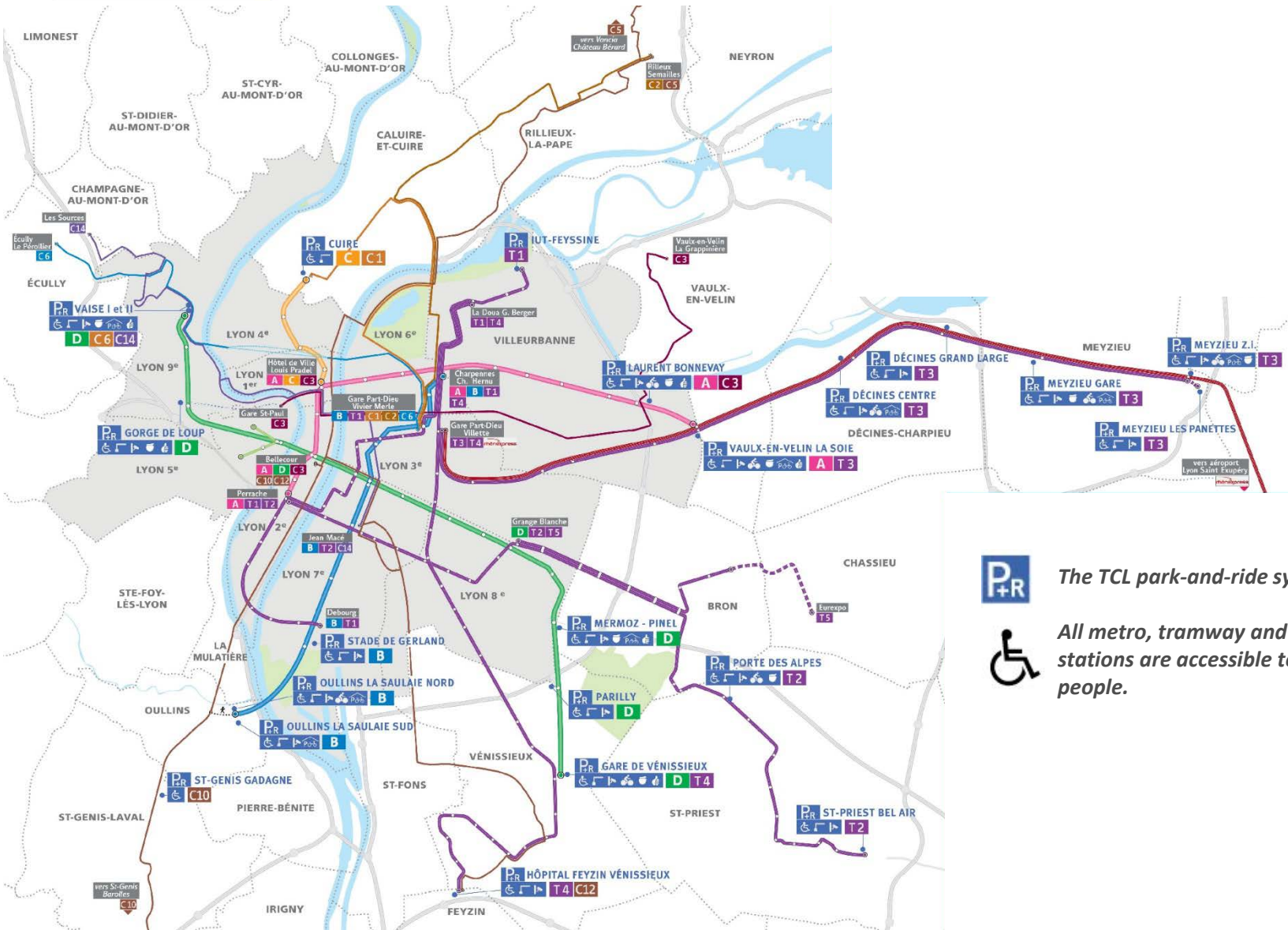
2 funicular lines

6 cars (1,2km)

4 night bus lines

131 vehicles

1 ring and ride service for disabled persons



The TCL park-and-ride system




All metro, tramway and trolleybus stations are accessible to disabled people.



RESTRUCTURING THE EXISTING NETWORK



- A changing urban landscape : demographic, economic and urban developments
- The development of an urban network introducing new modes : metro, tram, light rail or active modes
- New traffic flows
- New pace of life



Revise the bus network plan

- To ensure efficient connections between the different modes
- So that the different modes do not compete but are complementary
- To create an efficient multimodal network
- To build the mobility system for constructing an attractive and multipolar city
- To ensure an equitable allocation of the transport offer over the area
- To develop the user traffic



- Creating an UMTA in charge of developing and operating the global network (all modes)
- Analyse the offer and propose a re-organization taking into account the needs of each sector
- Anticipate the changes and the impact of the metro opening on the bus ridership
- Involve the private operators and set up a dialogue
- Prioritize the network : define the levels of offer according to the types of routes



THE EXAMPLE OF LYON



A spectacular increase of the TCL network traffic

- 1,7 million trips/day in 2017
- + 27% attendance on the TCL network since 2010 :
 - + 80% for tram
 - + 19% for metro
 - + 21% for bus and trolleybus



Thank you for your attention



LYON - SYTRAL